

描述 / Descriptions

TO-220FL 塑封封装 N 沟道 MOS 场效应管。N-CHANNEL MOSFET in a TO-220FL Plastic Package.

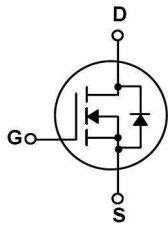
特征 / Features

低栅电荷,低反馈电容,开关速度快。
Low gate charge, Low Crss , Fast switching.

用途 / Applications

用于高频开关电源, 电子镇流器, UPS 电源。
High efficiency switch mode power supplies, Electronic lamp ballasts based on half bridge, UPS .

内部等效电路 / Equivalent Circuit



引脚排列 / Pinning



PIN1: G

PIN 2: D

PIN 3: S

放大及印章代码 / h_{FE} Classifications & Marking

见印章说明。 See Marking Instructions.

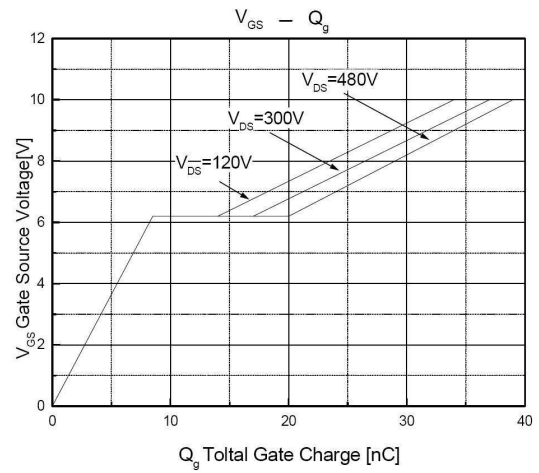
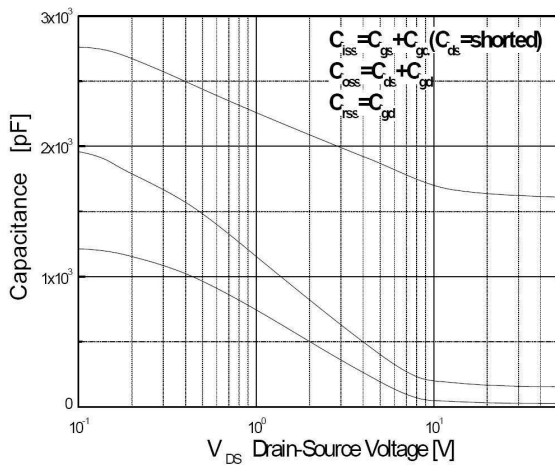
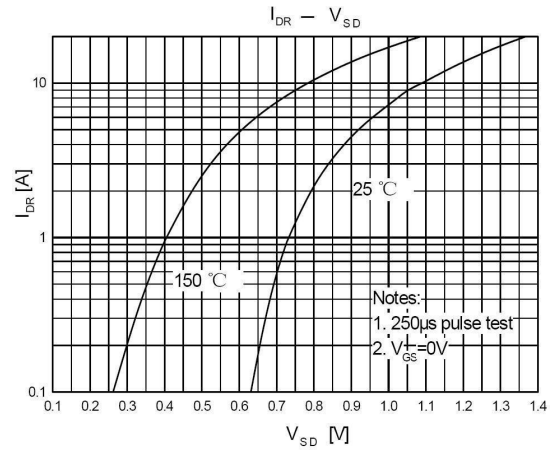
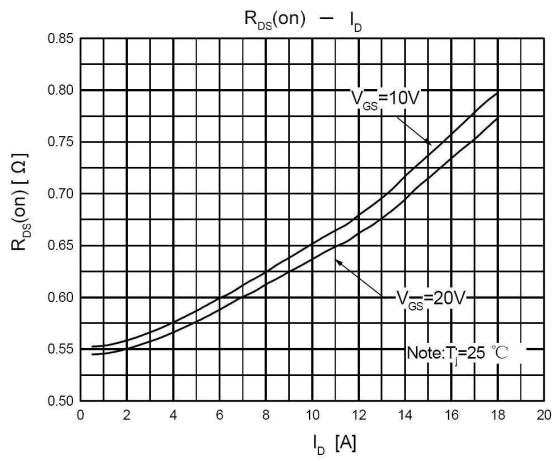
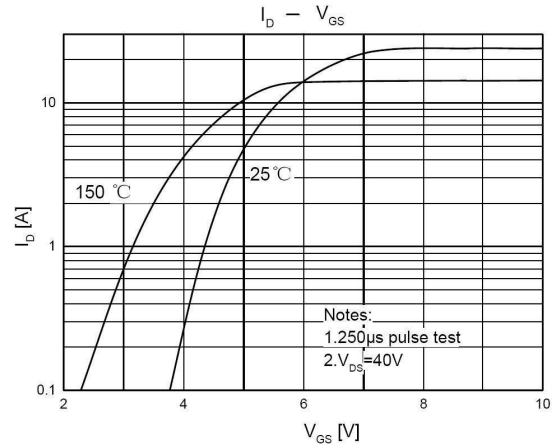
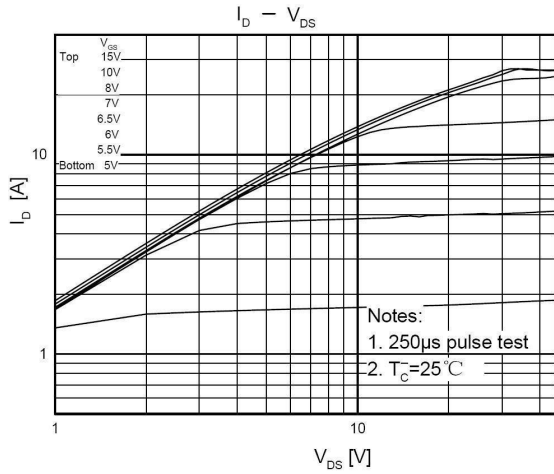
极限参数 / Absolute Maximum Ratings(Ta=25°C)

参数 Parameter	符号 Symbol	数值 Rating	单位 Unit
Drain-Source Voltage	V_{DSS}	650	V
Drain Current	$I_D(T_C=25^\circ C)$	12	A
Drain Current	$I_D(T_C=100^\circ C)$	7.6	A
Drain Current - Pulsed	I_{DM}	48	A
Gate-Source Voltage	V_{GSS}	±30	V
Single Pulsed Avalanche Energy	E_{AS}	880	mJ
Repetitive Avalanche Energy	E_{AR}	25	mJ
Avalanche Current	I_{AR}	12	A
Thermal Resistance, Junction to Case	$R_{\theta JC}$	2.45	°C/W
Thermal Resistance, Junction to Ambient	$R_{\theta JA}$	62.5	°C/W
Power Dissipation	P_D	51	W
Operating and Storage Temperature Range	T_J, T_{STG}	-55 to 150	°C

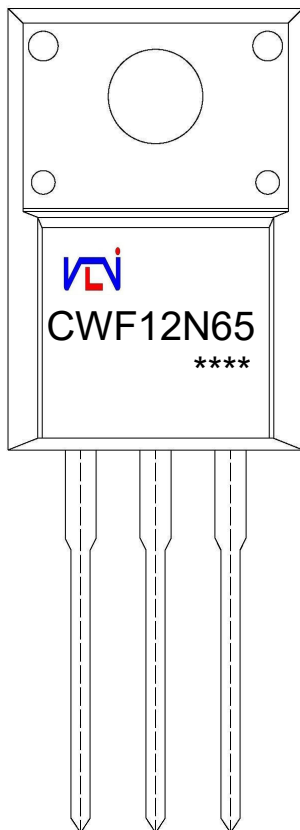
电性能参数 / Electrical Characteristics(Ta=25°C)

参数 Parameter	符号 Symbol	测试条件 Test Conditions	最小值 Min	典型值 Typ	最大值 Max	单位 Unit
Drain-Source Breakdown Voltage	BV_{DSS}	$V_{GS}=0V$ $I_D=250\mu A$	650			V
Zero Gate Voltage Drain Current	I_{DSS}	$V_{DS}=650V$ $V_{GS}=0V$			1.0	μA
Gate-Body Leakage Current Forward	I_{GSS}	$V_{GS}=\pm 30V$ $V_{DS}=0V$			±100	nA
Gate Threshold Voltage	$V_{GS(th)}$	$V_{DS}=V_{GS}$ $I_D=250\mu A$	2.0		4.0	V
Static Drain-Source On-Resistance	$R_{DS(on)}$	$V_{GS}=10V$ $I_D=6A$		0.71	0.78	Ω
Forward Transconductance	g_{FS}	$V_{DS}=40V$ $I_D=6A$		13		S
Drain-Source Diode Forward Voltage	V_{SD}	$V_{GS}=0V$ $I_S=12A$			1.39	V
Input Capacitance	C_{iss}	$V_{DS}=25V$ $V_{GS}=0V$ $f=1.0MHz$		1790	2410	pF
Output Capacitance	C_{oss}			175	229	pF
Reverse Transfer Capacitance	C_{rss}			23	31	pF
Turn-On Delay Time	$t_{d(on)}$	$V_{DD}=300V$ $I_D=12A$ $R_G=25\Omega$		78	102	ns
Turn-On Rise Time	t_r			133	175	ns
Turn-Off Delay Time	$t_{d(off)}$			233	305	ns
Turn-Off Fall Time	t_f			104	160	ns

电参数曲线图 / Electrical Characteristic Curve



印章说明 / Marking Instructions



说明:

CWF: 为公司代码

12N65: 为型号代码

****: 为生产批号代码, 随生产批号变化。

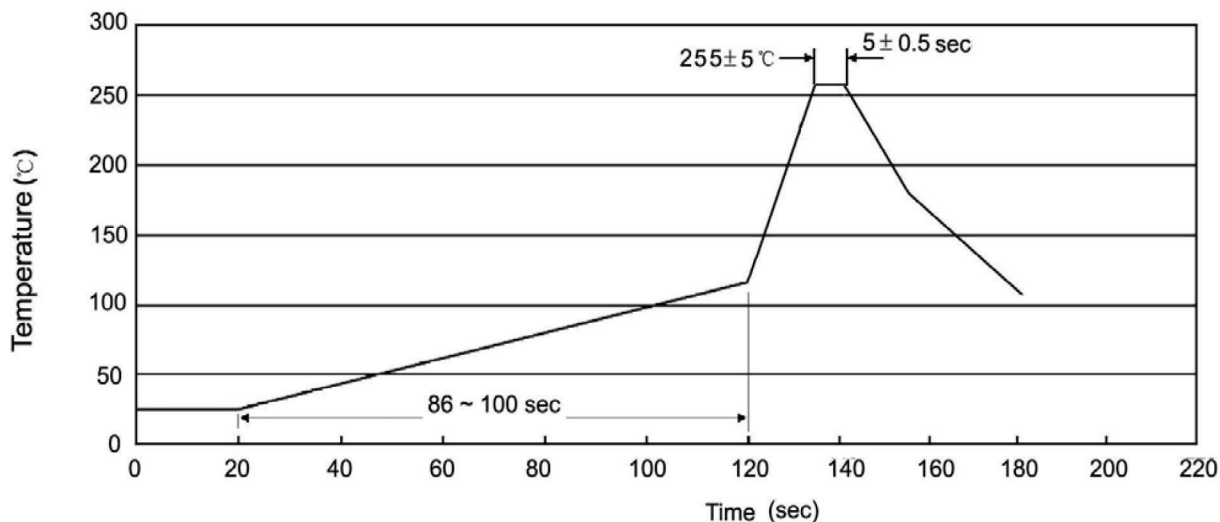
Note:

CWF: Company Code

12N65: Product Type.

****: Lot No. Code, code change with Lot No.

波峰焊温度曲线图(无铅) / Temperature Profile for Dip Soldering(Pb-Free)



说明:

- 1、预热温度 25 ~ 150°C, 时间 60 ~ 90sec;
- 2、峰值温度 255±5°C, 时间持续为 5±0.5sec;
- 3、焊接制程冷却速度为 2 ~ 10°C/sec.

Note:

- 1.Preheating:25~150°C, Time:60~90sec.
- 2.Peak Temp.:255±5°C,Duration:5±0.5sec.
3. Cooling Speed: 2~10°C/sec.

耐焊接热试验条件 / Resistance to Soldering Heat Test Conditions

温度: 270±5°C

时间: 10±1 sec.

Temp.:270±5°C

Time:10±1 sec

包装规格 / Packaging SPEC.

套管包装 / TUBE

Package Type 封装形式	Units 包装数量					Dimension 包装尺寸 (unit: mm ³)		
	Units/Tube 只/套管	Tubes/Inner Box 套管/盒	Units/Inner Box 只/盒	Inner Boxes/Outer Box 盒/箱	Units/Outer Box 只/箱	Tube 套管	Inner Box 盒	Outer Box 箱
TO-220FL	50	20	1,000	5	5,000	532×33×7.0	555×164×50	575×290×180

使用说明 / Notices